









① - 404

CHASSIS NUMBERS RECAPITULATIVE CHART

Chassis Numbers	Types	Manufactured		Chassis Numbers	Types	Manufactured	
		From	To			From	To
1.910.001 to 1.910.525	404 A 8	10/1964	9/1967	6.800.001 to 6.803.500	404 C Injection	12/1966	8/1968
1.920.001 to 1.925.000+	404 U6 A TW	2/1963	12/1965	6.820.001 to 6.879.500	404 LXC 6 TH	3/1967	7/1970
1.925.001 to 1.930.000	404 U6 A TH	2/1965	6/1967	6.879.501 to 6.900.000	404 LXC 7 TH	7/1970	7/1971
1.930.001 to 1.950.000	404 U6 A 52	12/1965	5/1970	6.900.001 to 6.906.200	404/8 	5/1967	7/1968
3.060.001 to 3.060.687	404 DA	2/1963	10/1963	6.906.201 to 6.980.000	404/8  and 	7/1968	10/1969
4.000.001 to 4.234.233	404	4/1960	7/1962	6.980.001 to 6.980.300	404/8 	9/1967	7/1968
4.260.001 to 4.495.000	404	7/1962	4/1964	7.000.001 to 7.010.000	404 LXC 5 TW	7/1967	7/1970
4.495.001 to 4.500.000	404 C Carburettor	4/1962	5/1967	7.010.001 to 7.026.200	404 U8	3/1967	7/1970
4.500.001 to 4.510.000	404 Coupleur TW	9/1960	7/1962	7.040.001 to 7.060.000	404 U8 D	3/1967	5/1971
4.525.001 to 4.527.038	404 Coupleur TW	7/1962	7/1963	7.060.001 to 7.080.000	404 U 10	3/1967	4/1969
4.528.001 to 4.530.014	404 Coupleur TW	7/1963	3/1966	7.080.001 to 7.100.000	404 U 10 D	3/1967	9/1972
4.535.001 to 4.537.191	404 Coupleur TH	7/1964	4/1966	7.100.001 to 7.120.000	404 U6 A Auto-Trans	4/1967	5/1970
4.550.001 to 4.590.000	404 Injection	9/1962	7/1965	7.120.001 to 7.130.000	404 LXC 5 TH	3/1969	7/1970
4.590.001 to 4.600.000	404 C Injection	4/1962	12/1966	7.130.001 to 7.160.000	404 U 10	4/1969	5/1971
4.600.001 to 4.670.000	404 D	7/1963	6/1970	7.160.001 to 7.160.746	404 U6 S	1/1970	10/1970
4.670.001 to 4.671.100	404 C Carburettor	5/1967	8/1968	7.162.001 to 7.162.736	404 U6 S Auto-Trans	1/1970	10/1970
4.700.001 to 4.793.553	404 U6	6/1962	7/1970	7.165.001	404 D	6/1970	
4.825.001 to 4.855.000	404 LXC 5 TW	9/1962	2/1965	7.220.001	404 LD	9/1970	
4.855.001 to 4.884.000	404 LXC 5 TH	7/1964	3/1969	7.240.001	404 U6 B	7/1970	
4.884.001 to 4.895.000	404 LXC 6 TH	7/1966	3/1967	7.270.001 to 7.278.458	404 U8 A	7/1970	7/1972
4.895.001 to 4.900.000	404 LXC 5 TW	2/1965	7/1967	7.350.001 to 7.353.382	404 U7	4/1971	7/1972
4.900.001	404 U6 D	6/1962		7.380.001 to 7.383.961	404 U7 D	4/1971	7/1972
4.940.001 to 4.944.200	404 LXC 6 TW	7/1966	7/1970	7.400.001 to 7.406.816	404 U8 D	5/1971	7/1972
4.944.201 to 4.975.000	404 LXC 7 TW	7/1970	7/1971	7.450.001	404 LXC 7	7/1971	
4.975.001 to 5.000.000	404 LD	9/1962	9/1970	7.420.001 to 7.449.960	404 U10	5/1971	11/1972
5.000.001 to 5.072.600	404 XC 5 TW	3/1964	7/1968	8.200.001 to 8.250.000	404 Injection	7/1965	2/1968
5.072.601 to 5.075.000	404 XC 5	8/1968	7/1970	8.250.001	404 Auto-trans	11/1965	
5.075.001 to 5.095.600	404 XC 6 TW	7/1966	7/1968	8.300.001 to 8.303.300	404 Injection	2/1968	7/1968
5.100.001 to 5.309.500	404 XC 5 TH	7/1964	7/1968	8.325.001 to 8.327.500	404 	7/1967	7/1968
5.311.000 to 5.504.800	404 XC 6 TH	7/1966	7/1968	8.327.501 to 8.330.000	404  Auto-Trans	7/1967	6/1968
5.504.801 to 5.612.500	404 XC 6	8/1968	7/1970	8.350.001 to 8.352.345	404 	7/1968	11/1969
				8.352.501 to 8.355.340	404  Auto-Trans	6/1968	11/1969
				8.400.001 to	404 U10	11/1972	
				8.530.001 to	404 U10D, UXD	9/1972	